



Pretrial Fairness Act (PFA) Weekly Dashboard

September 18, 2023 – August 17, 2024

The Pretrial Fairness Act (PFA) Dashboard is a cumulative summary of initial decision points for criminal cases filed in the Circuit Court of Cook County since the Pretrial Fairness Act took effect on September 18, 2023.

Data sources are: administrative data from the Enterprise Justice Case Management System (CMS) maintained by the Clerk of the Circuit Court; Public Safety Assessments; assignments to and weekly caseloads for pretrial supervision, Home Confinement Unit (HCU) – Curfew Program, and the Bischof Program all collected and maintained by Adult Probation’s Pretrial Services Unit and the Social Services Department; and publicly available information on the daily jail and Sheriff’s electronic monitoring program. Summary data for the dashboard are compiled by staff from the Office of the Chief Judge.¹

Composition of All Criminal Cases Filed Since PFA Effective Date

Table 1 shows the composition of all criminal cases filed since PFA effective date.

- To date, 57,494 criminal cases have been filed and recorded in the Enterprise Justice CMS. 45% of all filings had a top charge of misdemeanor/other, 21% were domestic violence cases, and 34% were felony cases.
- The first appearance hearing for 60% (34,472) of criminal cases were in District One, 12% (6,827) were in the Domestic Violence Division, and the remaining 28% (16,195) were in Districts Two through Six.

Table 1. Criminal Cases Filed in the Circuit Court of Cook County Since Pretrial Fairness Act Effective Date by First Appearance Location and Top Filing Charge Level: 9/18/23 – 8/17/24

First Appearance Hearing Location*	Cases Filed	Top Filing Charge Level					
		Misd./Other**		Dom. Violence***		Felony	
		Row Count	Row Percent	Row Count	Row Percent	Row Count	Row Percent
District One	34,472	17,672	51%	3,628	11%	13,172	38%
Domestic Violence Division	6,827	86	1%	6,705	98%	36	1%
District Two	1,999	924	46%	83	4%	992	50%
District Three	2,798	1,362	49%	223	8%	1,213	43%
District Four	3,171	1,769	56%	53	2%	1,349	43%
District Five	3,472	1,952	56%	309	9%	1,211	35%
District Six	4,755	2,204	46%	996	21%	1,555	33%
Total	57,494	25,969	45%	11,997	21%	19,528	34%

* First appearances on weekends and holiday weekdays are conducted in the Leighton Criminal Courthouse.

** In most instances, ‘other’ charges are misdemeanors or less often felonies with insufficient charge information to permit algorithmic classification. Manual classification of these charges is not feasible.

*** Domestic violence cases have a ‘DV’ case type designation and are criminal actions that involve a relationship defined by the Illinois Domestic Violence Act. Domestic violence cases are Class 1, 2, and 3 felonies through preliminary hearing, class 4 felonies, and misdemeanors. Of 11,997 cases with this designation, 561 (5%) were felonies, 11,338 (94%) were misdemeanors, and 98 (1%) were unknown class.

¹ Each week, OCJ rebuilds cumulative numbers with the addition of a new week of data. However, all differences in the cumulative data in Table 1 and Figures 1A through 3B from the current week and the prior week will not be due entirely to case activities that occurred in the new week. Lag in data entry will account for a small portion of this difference.

Decision Point 1: Release by Citation or Held for First Appearance

Figure 1A summarizes release outcomes at the first PFA decision point (decision by law enforcement to release or detain for first appearance hearing) for criminal cases filed since the PFA effective date.

Among all criminal cases filed in the Circuit Court of Cook County since the PFA effective date:

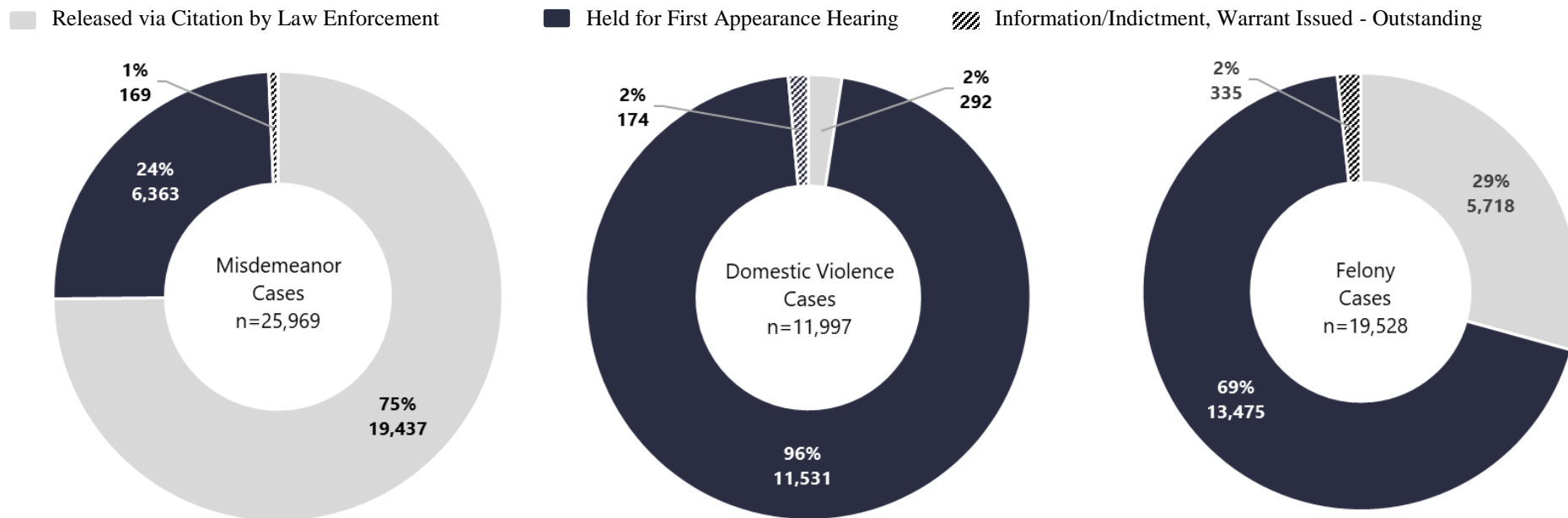
- 44% of the cases were released via citation by law enforcement.
- 55% of cases were held for first appearance hearing.

Figure 1A. Release by Citation or Held for First Appearance - Criminal Cases Filed in the Circuit Court of Cook County Since PFA Effective Date: 9/18/23 – 8/17/24 (n=57,494)



Figure 1B summarizes release outcomes at the first PFA decision point for cases by top filing charge.

Figure 1B. Release by Citation or Held for First Appearance by Top Filing Charge - Criminal Cases Filed in the Circuit Court of Cook County Since Pretrial Fairness Act Effective Date: 9/18/23 – 8/17/24



Decision Point 2: Cook County State's Attorney Office (SAO) Decision to File a Petition for Detention at First Appearance

Figure 2A summarizes the frequency with which the Cook County SAO filed a verified petition for detention at the first appearance for defendants who had a custodial arrest since the PFA effective date.

Among all criminal cases filed in the Circuit Court of Cook County and held for first appearance hearing since PFA effective date:

- Four out of five (82%) cases did not have a petition for detention filed by SAO.

Figure 2A. SAO Decision to File a Petition for Detention for Criminal Cases Held for First Appearance Hearing in the Circuit Court of Cook County Since PFA Effective Date: 9/18/23 – 8/17/24 (n = 31,369)

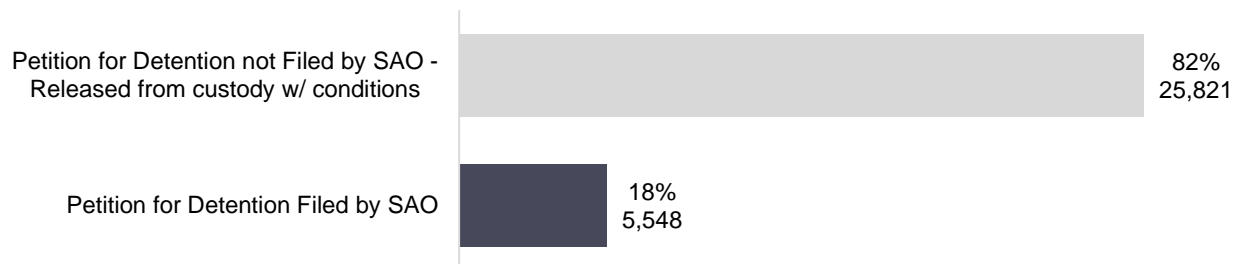
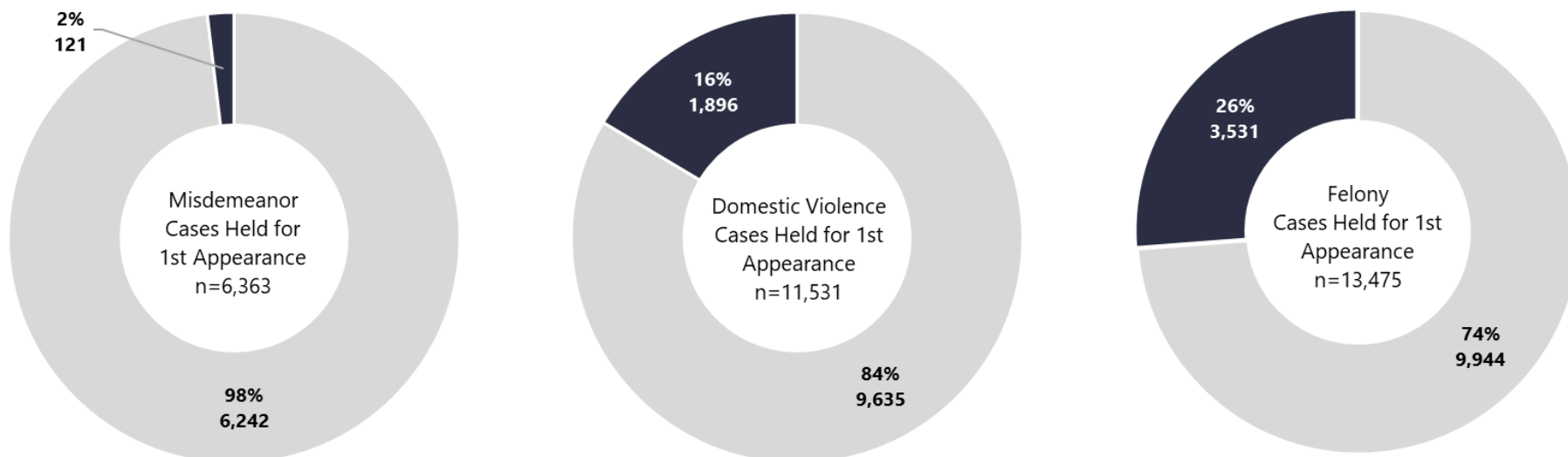


Figure 2B summarizes the frequency with which the Cook County SAO filed a verified petition for detention for defendants who had a custodial arrest since the PFA effective date by top filing charge.

Figure 2B. SAO Decision to File a Petition for Detention for Criminal Cases Held for First Appearance Hearing in the Circuit Court of Cook County Since PFA Effective Date, by Top Filing Charge: 9/18/23 – 8/17/24

■ Petition for Detention Hearing Not Filed by SAO – Released w/ Conditions ■ Petition for Detention Hearing Filed by SAO



Decision Point 3: Detention Hearing Outcomes For Petitions for Detention Filed at First Appearance

Figure 3A summarizes detention hearing outcomes for cases that had a verified petition for detention filed at the first appearance, for defendants who had a custodial arrest since the PFA effective date.

Among all criminal cases for which there was a petition for detention:

- Three out of five detention petitions (60%) filed at first appearance were granted and defendant was held in custody.

Figure 3A. Outcomes for Criminal Cases Held for a Detention Hearing in the Circuit Court of Cook County Since PFA Effective Date: 9/18/23 – 8/17/24 (n=5,548)



Figure 3B summarizes outcomes for cases held by a petition for a detention hearing filed by the SAO, by top filing charge.

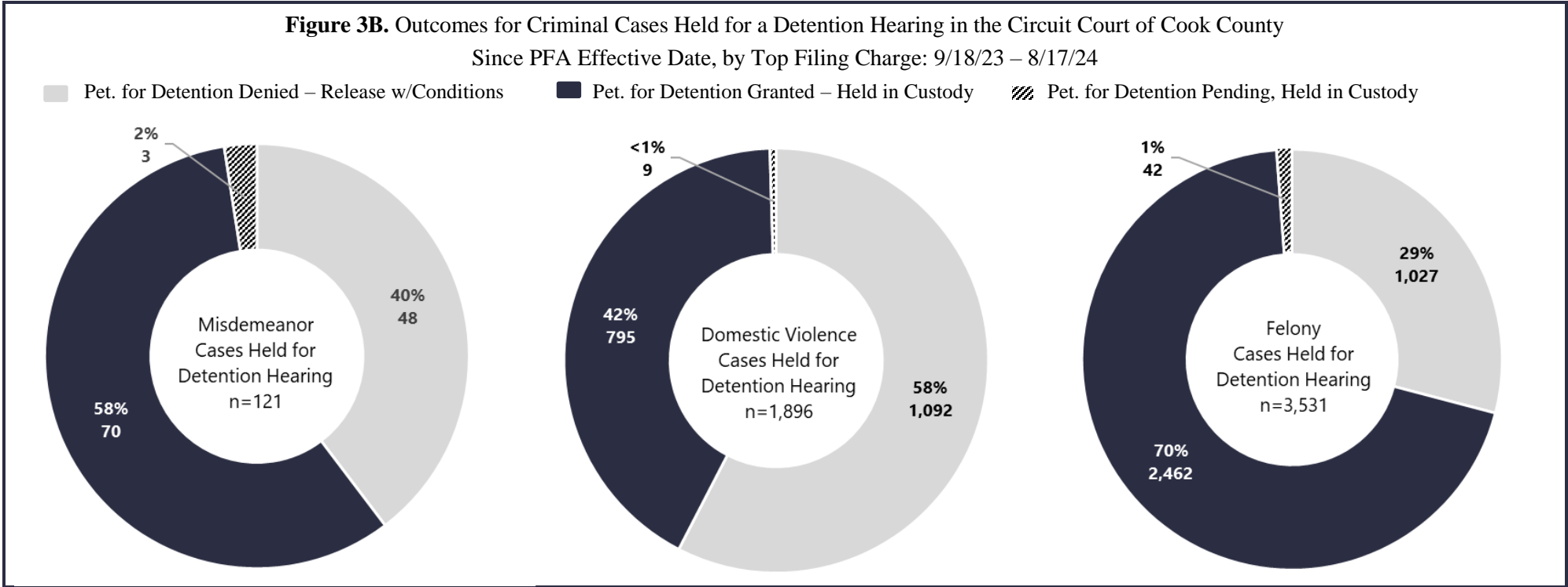


Figure 4 depicts the preliminary court appearance rate for defendants charged with a misdemeanor, domestic violence, or felony offense and on pretrial release in the six months since the PFA effective date.²

From the PFA effective date to August 17, 2024:

- Of the 53,435 criminal defendants released, a subset of 51,520 defendants with an initial hearing scheduled on or before August 17, 2024 were used to calculate the court appearance rate in Figure 4 and Table 2.
- 88% of criminal defendants have not had a warrant for failure to appear issued for non-appearance at scheduled court date.
- 12% of criminal defendants have missed a scheduled hearing date and the court has issued a warrant for failure to appear.³

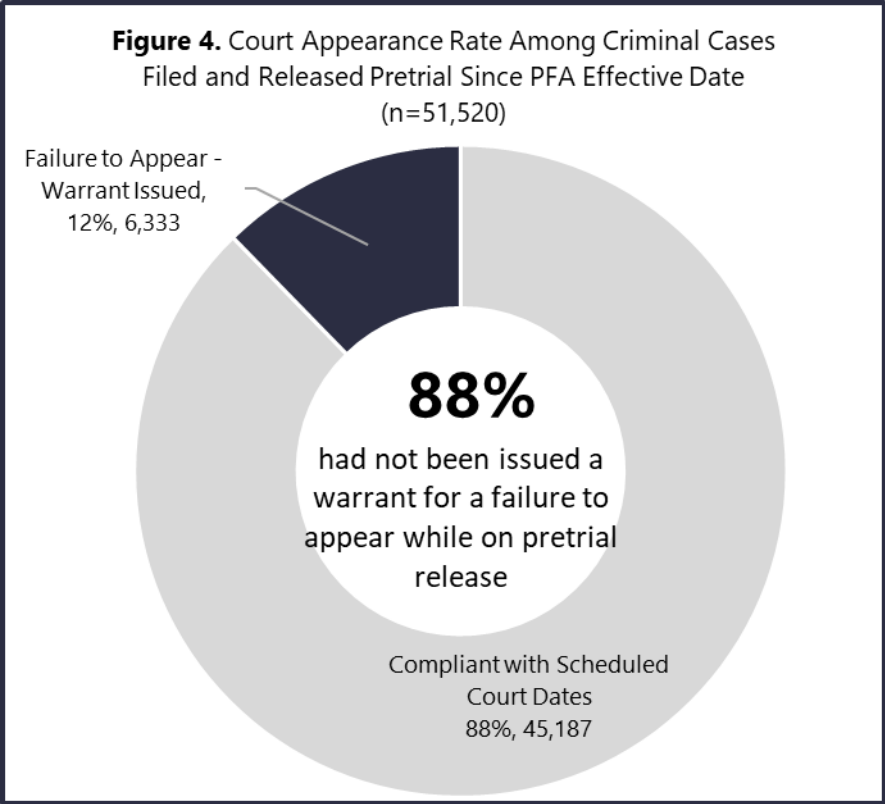


Table 2 summarizes preliminary court appearance rate by stage at which defendant was released pretrial and top filing charge.

Table 2. Court Appearance Rate for Defendants With a Case Filed and Released Pretrial Since the PFA Effective Date

Pretrial Release via:	Misd./Other			Dom. Violence			Felony			Overall		
	Total Pretrial Release	Court Appearance Rate		Total Pretrial Release	Court Appearance Rate		Total Pretrial Release	Court Appearance Rate		Total Pretrial Release	Court Appearance Rate	
		Number	Rate		Number	Rate		Number	Rate		Number	Rate
▪ Citation by Law Enforcement	17,779	15,254	86%	288	256	89%	5,540	4,373	79%	23,607	19,883	84%
▪ 1st Appearance w/Conditions	6,225	5,546	89%	9,604	9,130	95%	9,921	8,611	87%	25,750	23,287	90%
▪ Detention Hearing w/Conditions	48	43	90%	1,089	1,020	94%	1,026	954	93%	2,163	2,017	93%
Total With Pretrial Release	24,052	20,843	87%	10,981	10,406	95%	16,487	13,938	85%	51,520	45,187	88%

² Consistent with 725 ILCS 5/110-3, a failure to appear is a warrant not quashed on the date of issuance that is in response to a non-appearance.

³ This is a point-in- time measure that does not adjust for defendants’ time on pretrial release. The rate of missing a scheduled hearing date may increase with the length of time that defendants remain in the community prior to case disposition.

Figure 5 depicts the preliminary community safety rate for defendants charged with a misdemeanor, domestic violence, or felony offense and on pretrial release in the six months since the PFA effective date.

From the PFA effective date to August 17, 2024:

- 87% of criminal defendants have not been charged with a new misdemeanor or felony offense while on pretrial release.⁴
- 95% have not been charged with any new violent or person crimes while on pretrial release.

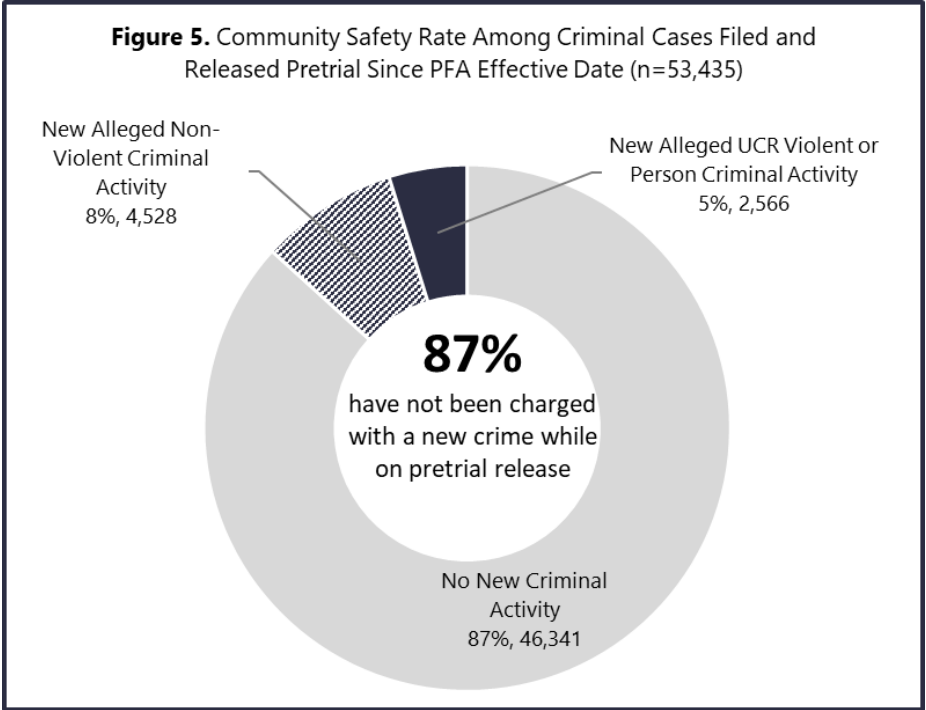


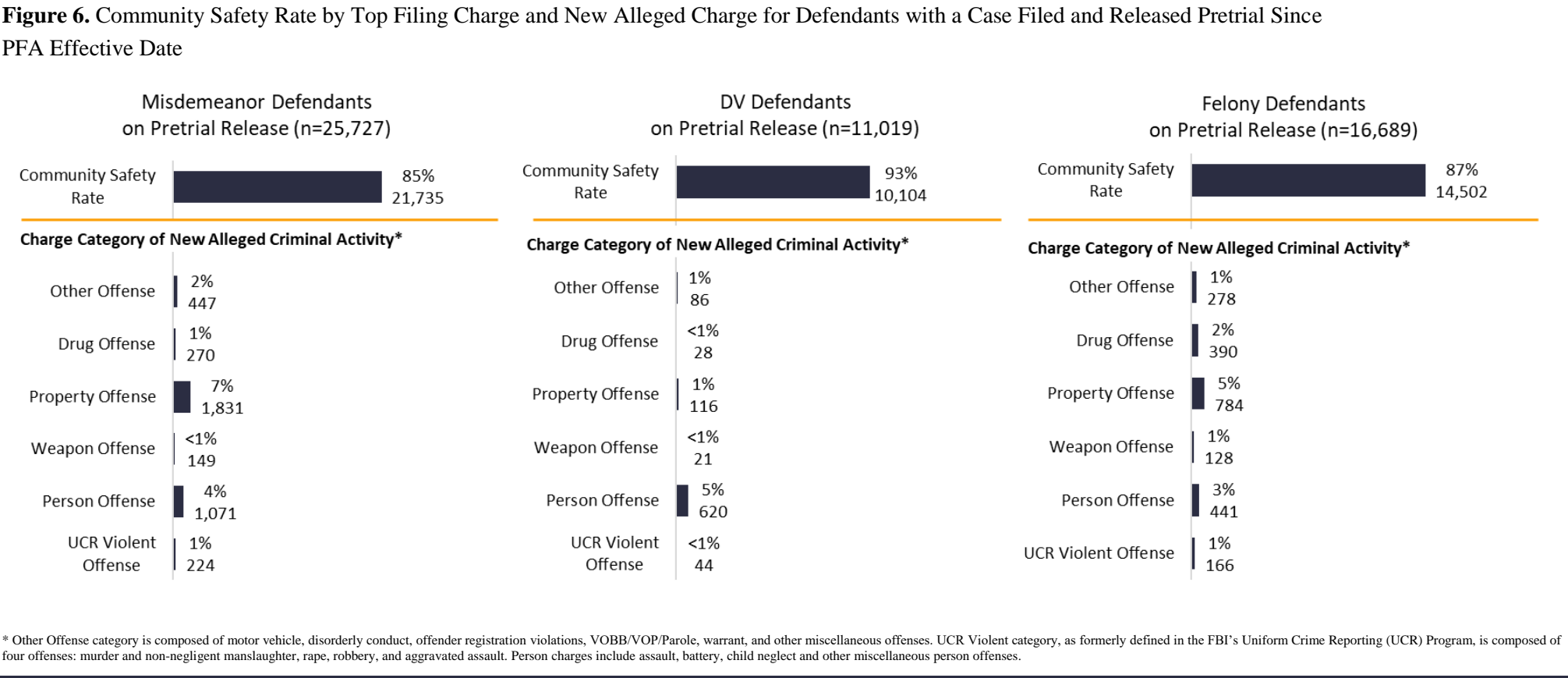
Table 3 summarizes preliminary community safety rate by release method and top filing charge.

Table 3. Community Safety Rate for Defendants With a Case Filed and Released Pretrial Since the PFA Effective Date

Pretrial Release via:	Misd./Other			Dom. Violence			Felony			Overall		
	Total Pretrial Release	Community Safety Rate		Total Pretrial Release	Community Safety Rate		Total Pretrial Release	Community Safety Rate		Total Pretrial Release	Community Safety Rate	
		Number	Rate		Number	Rate		Number	Rate		Number	Rate
▪ Citation by Law Enforcement	19,437	16,549	85%	292	257	88%	5,718	5,025	88%	25,447	21,831	86%
▪ 1st Appearance w/Conditions	6,242	5,146	82%	9,635	8,887	92%	9,944	8,538	86%	25,821	22,571	87%
▪ Detention Hearing w/Conditions	48	40	83%	1,092	960	88%	1,027	939	91%	2,167	1,939	89%
Total With Pretrial Release	25,727	21,735	84%	11,019	10,104	92%	16,689	14,502	87%	53,435	46,341	87%

⁴ This is a point in time measure that does not adjust for defendants’ time on pretrial release. OCJ uses case filing date as the new criminal activity date. The rate of new criminal activity may increase with the length of time that defendants remain in the community prior to case disposition.

Figure 6 summarizes preliminary community safety rate by top filing charge and new alleged crime.



Adult Probation Department (APD) Pretrial Services Since PFA Effective Date

In Cook County, Pretrial Services completes Public Safety Assessments (PSA) and monitors defendants ordered to pretrial supervision, which includes two separate electronic monitoring programs operated by APD’s Home Confinement Unit (HCU) - the Curfew Program and the Bischof Program.⁵

Figure 7 provides a cumulative count of the number of PSAs that have been completed since the PFA effective date.

Table 4 shows the cumulative population dynamics and the percent change in the pretrial services population since the PFA effective date.⁶

The overall pretrial services population **increased 35%** from 6,432 on September 17, 2023 to 8,686 on August 17, 2024.

- The supervision only population **increased 48%**
- The daily HCU Curfew population **increased 6%**
- The daily HCU Bischof population **decreased 7%**

Figure 7. Public Safety Assessments Completed Since PFA Effective Date*



*Adult Probation Pretrial Services is responsible for PSA for felony cases; Social Services Department is responsible for PSA for misdemeanor cases.

Table 4. Pretrial Services Population Dynamics Since the PFA Effective Date

Pretrial Services Population By Type	Population on 9/17/23	Placed on PT	Exits from PT	Population on 8/17/24	Percent Change
Overall Population	6,432	16,153	13,899	8,686	↑35%
▪ Pretrial Supervision Only	4,716	13,418	11,168	6,966	↑48%
▪ HCU Curfew Program	934	2,236	2,179	991	↑6%
▪ HCU Bischof Program	782	499	552	729	↓7%

Cook County Jail Population Change Since PFA Effective Date

Table 5 provides the percentage change in the population under the custody of the Sheriff since the PFA effective date.

Since PFA effective date, the number of defendants in Sheriff’s custody has **decreased by 12%** from 7,265 on September 17, 2023 to 6,409 on August 17, 2024.

- The jail’s daily confined population on the two snapshot days **decreased 9%** from 5,419 to 4,948.
- The Sheriff’s Community Corrections (Electronic Monitoring) population **decreased 21%** from 1,846 to 1,458.

Table 5. Percent Change in the Population Under the Custody of the Sheriff’s Office Since the PFA Effective Date

Population Type	Under Custody of Sheriff on:		Percent Change
	9/17/23	8/17/24	
Total Under Sheriff Custody	7,265	6,409	↓12%
▪ Confined Population	5,419	4,948	↓9%
▪ Community Corrections (Sheriff’s EM)	1,846	1,458	↓21%

⁵ The Adult Probation Department’s Home Confinement Unit (HCU) operates two separate electronic monitoring programs for two distinct populations, the Curfew program and the Bischof program. Neither system is superior to the other, but they are appropriate for different purposes. The Curfew program uses both radio frequency (“RF”) and Global Positioning Systems (“GPS”) technology to monitor and enforce curfews that are a condition of release or probation. The Bischof program operates under the authority of the Cindy Bischof Law, and is designed to provide a layer of protection for victims of certain domestic violence offenses. This program uses a GPS ankle bracelet to continuously monitor defendant whereabouts.

⁶ The dashboard ending March 2, 2024 contains a correction to HCU Bischof Program cases. Earlier dashboards over counted the number of defendants assigned to this program. The correction redistributed these defendants to Pretrial Supervision Only. The correction did not affect overall Pretrial Services counts. It did, however, reduce the number of Bischof cases.